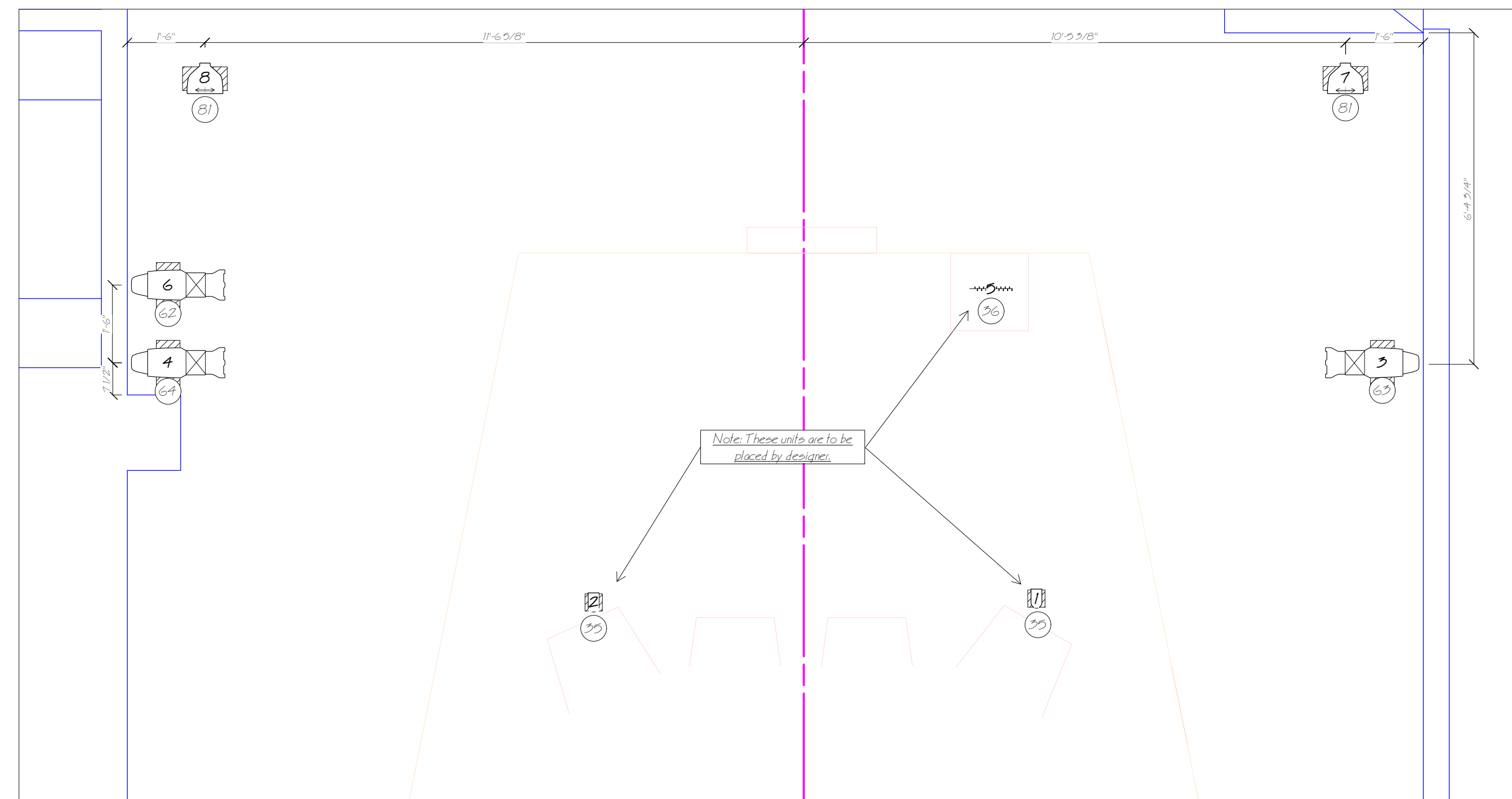
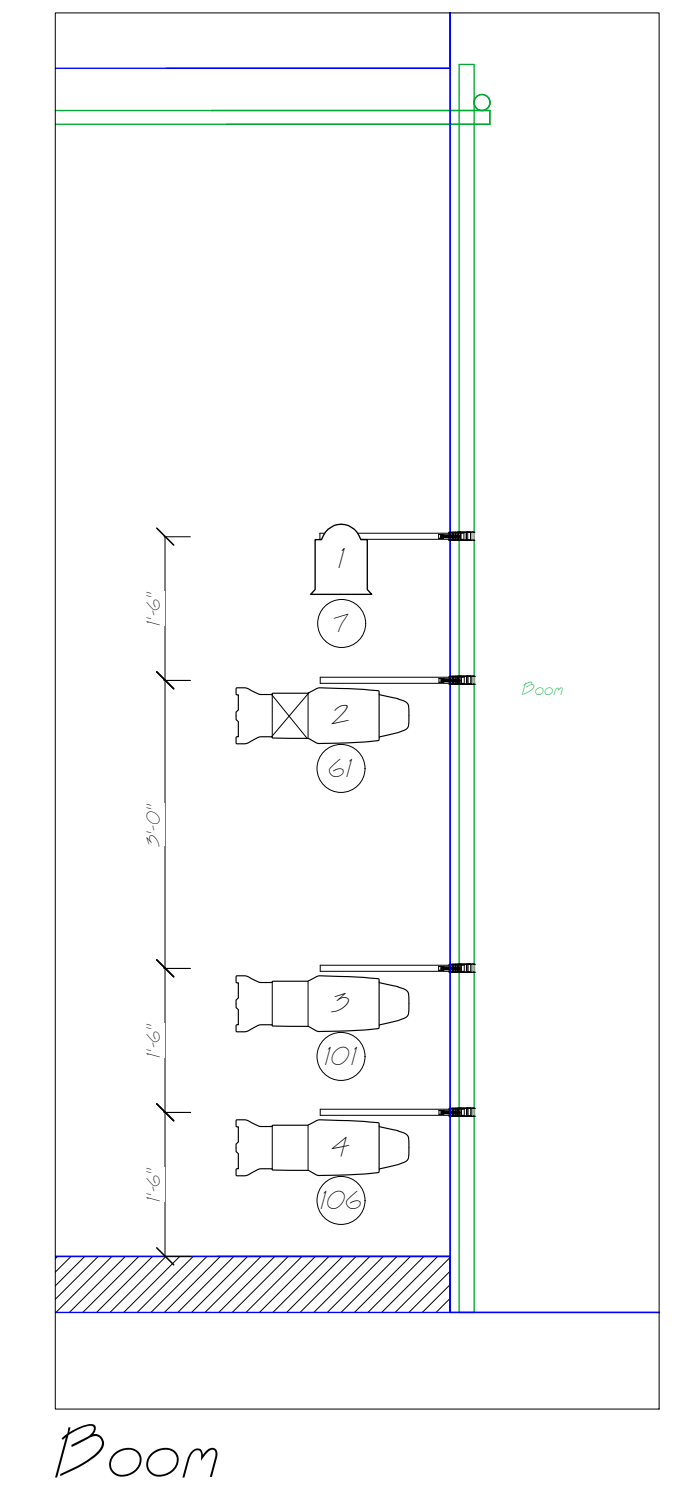


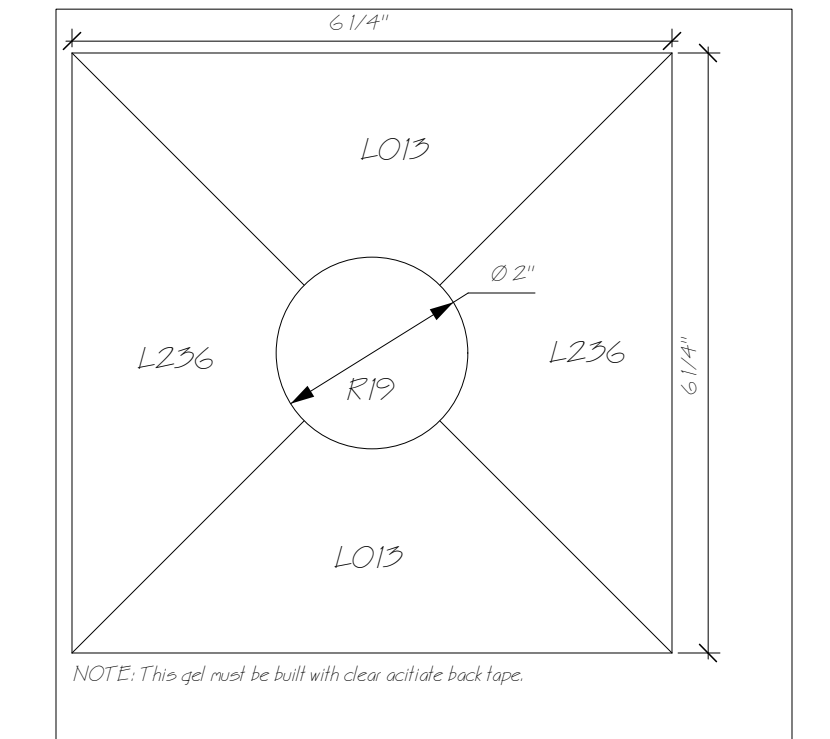
Over Head



Floor Mounts



Boom



KC-1 Split Gel (Scale = 1:2)

- Please Note:**
- All units are on 18" centers unless otherwise noted
 - Please provide extra R104 and R119 at focus.
 - All cable run along the floor must be covered with gaffers tape and painted with the floor.
 - The "Boom" position must be built on site so all materials required to create this position must be specified in shop order.
 - Units 1 on the 3rd and 4th Electrics require side-arms.
 - Christmas lights and MR-16 units will be placed by designer.

18" S/A HPL 570w		S/A Pa MPL HPL 570w	
26" S/A HPL 570w		S/A Pa WFL HPL 570w	
36" S/A HPL 570w		Alman 6" Faced BTN 700w	
50" S/A HPL 570w		String of RED Christmas Lights	
70" S/A HPL 570w		MR-16 70w 120v	
18" Sidarm		Floor Mount	
75" 4-Lead Pandoor		Dirie Floor Mount	
Instrument Designator Unit Number		Drille Rotation Designator Unit Number	
Channel Number		Channel Number	

Legend

The Bald Soprano

Light Plot

Scale: 1/2" = 1'-0"	Drafted By: Casey Diers
Date: 10/2/2007	Plate: 1 OF 1
Designed By: Casey Diers	
The Athenaeum - Studio Three	

Disclaimer:
- This Drawing represents visual concepts, lighting fixture placement, and construction suggestions only. The designer and his associates are not qualified to determine the structural or electrical appropriateness of this design and will not assume responsibility for improper engineering, construction, rigging, handling, or use.
-The concepts, design, and documents shown are the sole and exclusive property of Casey Diers and may only be used for the project and client for which it was prepared.
-This drawing is prepared for an electrician to understand the placement of lighting fixtures only. Do not use this drawing as the only information to locate or install scenery.

Client:
WSA-1
The Theatre School

Contact Information:
635 W Arlington PL Apt 2E
Chicago, IL 60614
(402) 720-0476
Admin@CaseyDiers.com
www.CaseyDiers.com

